

**active
movement**

Korīnga Hihiko

Walking, Running and Jumping

An activity guide for under-fives

www.sparc.org.nz

SPARC
ihi AOTEAROA
Sport & Recreation New Zealand

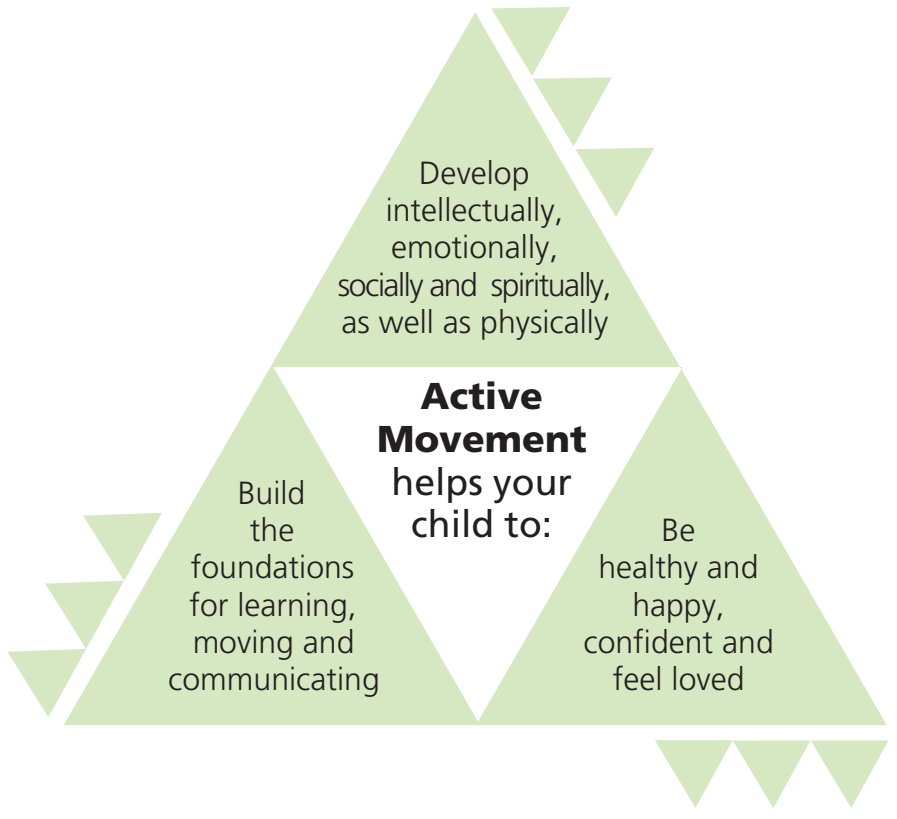


What is Active Movement/ Koringa Hihiko?



Active Movement is just as important for newborns as it is for older children. By helping your child to get active, you help their body to develop, you help them to learn and to feel safe, and you show them they are loved.

The Active Movement series of brochures helps you with ideas for fun activities.





? Why is walking important?

- 😊 Learning to walk takes time. Enjoy the time your infant spends on his tummy and crawling.
 - Time spent on the floor and exploring the world is great for children's development.
 - Provide an environment that allows your infant to stand and walk when she is ready.
- 😊 How will my infant move from crawling to walking?
He will start to crawl to things and begin to pull himself up and walk around the furniture.
 - This may happen for many months.
 - He is preparing his muscles to take his own weight in a standing position.
- 😊 If your infant is not ready to stand by pulling herself up, allow her to remain on the floor. Eventually she won't even need furniture to help her and she will take her first exciting step! Once she is walking, balance and speed will gradually improve.

? What do I need to know before I start?

- 😊 All activities are for boys **and** girls.
- 😊 It is the **order** in which they gain body skills that is important, not **the age** that they gain them.
- 😊 Remember, when children are active, stay around them to **keep them safe.**

Activities for Toddlers

He ngohe mā ngā Tamariki Nohinohi



These activities can also be done with young children.



Keeping them safe, while still allowing them to try, is important.



Remove sharp objects, loose rugs and slippery floors from their path and let the floor and the outside environment be their gymnasium.



Stop to pick up objects like twigs or leaves (this helps to develop balance).



Bend and straighten his knees – bob up and down.



Walk barefoot over different surfaces. Make a pathway of things like bubble wrap, sandpaper, egg cartons and feathers.



- ▶ Walk outside on the concrete, grass, dirt, in mud and talk about how they feel on your child's feet and on yours.



- ▶ Have her stand on **your** feet and walk.



- ▶ Walk up and down stairs.

More activities to do with toddlers

- 😊 When you are playing chasing games, it's nice if you get chased too.
- 😊 There is often only one speed for some children – top speed!
- 😊 They are always in a hurry, so it is important that they are given the space to move.

- Chase her around the house, outside in the garden, around a tree, up the path, and around the dining table or the couch. Change direction often.








Support her as she walks along raised surfaces e.g. low garden walls.







Activities for Young Children

He ngohe mā ngā Kōhungahunga

-  These activities can also be done with toddlers.
-  Keeping them safe, while still allowing them to try, is important.
-  Remove sharp objects, loose rugs and slippery floors from their path and let the floor and the outside environment be their gymnasium.

 Walk backwards and sideways.

 Walk up and down steps and try teaching him to turn and come down backwards.

 As she grows, go on longer discovery walks. This helps build up stamina and fitness as well as enjoyment of the environment.



▶ Enjoy a walk together collecting kai.



▶ Make up silly walks together.

More activities to do with young children

- 😊 When you are playing chasing games, it's nice if you get chased too.
- 😊 There is often only one speed for some children – top speed!
- 😊 They are always in a hurry, so it is important that they are given the space to move.
- 😊 Keeping them safe, while still allowing them to try, is important.

▶ Chase him to bed, to clean his teeth or to get the mail.

▶ Play chasing games with the whānau.

▶ Place a scarf into the elastic at the top of his trousers. Chase him while you attempt to grab the scarf.





 Play music. When the music stops, she tries to be still.

 Run up and down gentle slopes. Make sure there is a safe place to land when coming down!

More activities to do with young children

▶ Bob up and down to music. (This is the first movement to learn when learning to jump.)

▶ Many children enjoy the bounce they get on a bed or sofa (if you don't mind your child doing this). Support her arms as she jumps up and down.

▶ While folding the washing, lay the socks on the floor a little apart. Ask him to jump over the socks. Count them as he jumps.

▶ Put a sock (or similar) on the floor. Have her stand on the sock and jump her feet wide and back onto the sock again.



▶ Older children may like to try jumping backward and sideways. Try making a challenge course of things around the house to jump over in different directions.

More activities to do with young children

- ▶ Put a towel on the carpet (or other non-slip flooring) and try helping him to jump into the middle, onto a corner, jump backwards off the towel etc.

- ▶ Support her hands and help her jump off low heights onto the ground e.g. off a low wall.



- ▶ Go for a walk and have him jump over cracks in the footpath and over (or in) the puddles.





▶ Dance and jump to music.
This can be enjoyed by groups
of children and adults too.

